

REVIEW OF STUDENT FEES - FALL 2002

The attached information shows actual Fall 2002 fee rates approved by local district boards of trustees. Information is also provided on student financial aid, student activity and service, capital improvement, and technology fees.

Comparison of fees for Fall 2001 to Fall 2002 shows a weighted mean of both a resident student and a non-resident student taking 30 semester hours increased as follows:

	TERM		INCREASE	
	<u>Fall 2001</u>	<u>Fall 2002</u>	<u>\$</u>	<u>%</u>
Resident	\$1,525	\$1,576	\$51	3.30%

	TERM		INCREASE	
	<u>Fall 2001</u>	<u>Fall 2002</u>	<u>\$</u>	<u>%</u>
Non-Resident	\$5,624	\$5,806	\$182	3.24%

Also included is the information on Florida's position compared to the national average.

Florida's community college student fees are currently 83.1% of the national rate.

**FLORIDA SYSTEM OF COMMUNITY COLLEGES
COMPARISON OF STUDENT FEES
ACADEMIC YEAR - 30 CREDIT HOURS
CREDIT PROGRAMS - RESIDENT
FALL 2001 - FALL 2002**

COLLEGE	FALL 2001 ACTUAL FEES	FALL 2002 ACTUAL FEES	% INCREASE
BREVARD	1,508	1,583	4.98%
BROWARD	1,466	1,536	4.81%
CENTRAL FLORIDA	1,547	1,593	2.93%
CHIPOLA	1,500	1,575	5.00%
DAYTONA BEACH	1,573	1,619	2.96%
EDISON	1,514	1,628	7.53%
FCC JACKSONVILLE	1,514	1,593	5.25%
FL KEYS	1,589	1,645	3.55%
GULF COAST	1,522	1,558	2.39%
HILLSBOROUGH	1,581	1,628	2.94%
INDIAN RIVER	1,500	1,545	3.00%
LAKE CITY	1,403	1,499	6.78%
LAKE SUMTER	1,539	1,585	2.96%
MANATEE	1,576	1,622	2.93%
MIAMI-DADE	1,539	1,583	2.83%
NORTH FLORIDA	1,509	1,572	4.17%
OKALOOSA-WALTON	1,300	1,337	2.84%
PALM BEACH	1,500	1,530	2.00%
PASCO-HERNANDO	1,504	1,561	3.77%
PENSACOLA	1,514	1,556	2.78%
POLK	1,539	1,558	1.23%
ST. JOHNS RIVER	1,467	1,585	8.02%
ST. PETE	1,581	1,628	2.94%
SANTA FE	1,514	1,557	2.87%
SEMINOLE	1,573	1,619	2.94%
SOUTH FL	1,539	1,585	2.94%
TALLAHASSEE	1,500	1,500	0.00%
VALENCIA	1,565	1,610	2.91%
WEIGHTED MEAN	1,525	\$1,576	3.30%

NOTE: Student fees are calculated based on 30 credit hours. The fees include matriculation, financial aid, student activity, capital improvement, and technology fees.

SOURCE: 2001-02 & 2002-03 College Operating Budgets

**FLORIDA SYSTEM OF COMMUNITY COLLEGES
COMPARISON OF STUDENT FEES
ACADEMIC YEAR - 30 CREDIT HOURS
CREDIT PROGRAMS - NON-RESIDENT
FALL 2001 - FALL 2002**

COLLEGE	FALL 2001 ACTUAL FEES	FALL 2002 ACTUAL FEES	% INCREASE
BREVARD	5,389	5,820	7.99%
BROWARD	5,519	5,766	4.48%
CENTRAL FLORIDA	5,737	5,964	3.96%
CHIPOLA	5,667	4,920	-13.18%
DAYTONA BEACH	5,851	6,081	3.94%
EDISON	5,639	6,065	7.56%
FCC JACKSONVILLE	5,729	6,026	5.18%
FL KEYS	5,918	6,157	4.03%
GULF COAST	5,663	5,835	3.04%
HILLSBOROUGH	5,891	6,065	2.95%
INDIAN RIVER	5,610	5,790	3.21%
LAKE CITY	5,222	5,603	7.28%
LAKE SUMTER	5,742	5,911	2.95%
MANATEE	5,886	6,060	2.96%
MIAMI-DADE	5,375	5,529	2.87%
NORTH FLORIDA	5,534	5,682	2.68%
OKALOOSA-WALTON	5,004	5,156	3.03%
PALM BEACH	5,617	5,736	2.13%
PASCO-HERNANDO	5,567	5,780	3.82%
PENSACOLA	5,639	5,802	2.90%
POLK	5,772	5,805	0.58%
ST. JOHNS RIVER	5,502	5,941	7.98%
ST. PETE	5,824	6,065	4.14%
SANTA FE	5,639	5,804	2.93%
SEMINOLE	5,821	6,051	3.96%
SOUTH FL	5,772	5,911	2.42%
TALLAHASSEE	5,610	5,610	0.00%
VALENCIA	5,875	6,047	2.94%
WEIGHTED MEAN	5,624	\$5,806	3.24%

NOTE: Student fees are calculated based on 30 credit hours. The fees include matriculation, tuition, financial aid, student activity, capital improvement, and technology fees.

SOURCE: 2001-02 & 2002-03 College Operating Budgets

**FLORIDA SYSTEM OF COMMUNITY COLLEGES
COMPARISON OF STUDENT FEES
ACADEMIC YEAR - 30 CREDIT HOURS
PSAV PROGRAMS - RESIDENT
FALL 2001 - FALL 2002**

COLLEGE	FALL 2001 ACTUAL FEES	FALL 2002 ACTUAL FEES	% INCREASE
BREVARD	1,285	1,304	1.47%
BROWARD	1,254	1,272	1.44%
CENTRAL FLORIDA	1,408	1,428	1.47%
CHIPOLA	1,395	1,413	1.29%
DAYTONA BEACH	1,376	1,396	1.44%
EDISON	1,285	1,304	1.47%
FCC JACKSONVILLE	1,395	1,413	1.29%
FL KEYS	1,405	1,366	-2.75%
GULF COAST	1,408	1,428	1.47%
HILLSBOROUGH	1,285	1,304	1.47%
INDIAN RIVER	1,224	1,242	1.47%
LAKE CITY	1,262	1,280	1.43%
LAKE SUMTER	1,408	1,428	1.47%
MANATEE	0	0	0.00%
MIAMI-DADE	1,311	1,331	1.49%
NORTH FLORIDA	1,305	1,332	2.07%
OKALOOSA-WALTON	1,288	1,304	1.26%
PALM BEACH	1,404	1,428	1.71%
PASCO-HERNANDO	1,408	1,428	1.47%
PENSACOLA	1,376	1,395	1.42%
POLK	1,254	1,304	4.00%
ST. JOHNS RIVER	1,224	1,242	1.47%
ST. PETE	1,285	1,304	1.47%
SANTA FE	1,224	1,242	1.47%
SEMINOLE	1,332	1,350	1.35%
SOUTH FL	1,408	1,428	1.47%
TALLAHASSEE	1,224	1,242	1.47%
VALENCIA	1,224	1,242	1.47%
WEIGHTED MEAN	1,319	1,344	1.87%

NOTE: Student fees are calculated based on 30 credit hours. The fees include matriculation, financial aid, and capital improvement fees.

SOURCE: 2001-02 & 2002-02 College Operating Budgets

**FLORIDA SYSTEM OF COMMUNITY COLLEGES
COMPARISON OF STUDENT FEES
ACADEMIC YEAR - 30 CREDIT HOURS
PSAV PROGRAMS - NON-RESIDENT
FALL 2001 - FALL 2002**

COLLEGE	FALL 2001 ACTUAL FEES	FALL 2002 ACTUAL FEES	% INCREASE
BREVARD	4,977	5,198	4.43%
BROWARD	5,067	5,130	1.24%
CENTRAL FLORIDA	5,620	5,693	1.29%
CHIPOLA	5,598	5,121	-8.52%
DAYTONA BEACH	5,496	5,565	1.26%
EDISON	4,916	5,126	4.26%
FCC JACKSONVILLE	5,598	5,688	1.61%
FL KEYS	5,610	5,680	1.24%
GULF COAST	5,620	5,693	1.29%
HILLSBOROUGH	5,132	5,198	1.29%
INDIAN RIVER	4,887	4,950	1.29%
LAKE CITY	5,108	5,173	1.27%
LAKE SUMTER	5,620	5,693	1.29%
MANATEE	0	0	0.00%
MIAMI-DADE	5,210	5,280	1.35%
NORTH FLORIDA	5,130	5,220	1.75%
OKALOOSA-WALTON	4,951	5,012	1.24%
PALM BEACH	5,355	5,670	5.88%
PASCO-HERNANDO	5,620	5,693	1.29%
PENSACOLA	5,465	5,523	1.07%
POLK	5,007	5,198	3.80%
ST. JOHNS RIVER	4,887	4,950	1.29%
ST. PETE	5,132	5,198	1.29%
SANTA FE	4,887	4,950	1.29%
SEMINOLE	5,355	5,418	1.18%
SOUTH FL	5,620	5,693	1.29%
TALLAHASSEE	4,887	4,950	1.29%
VALENCIA	4,887	4,950	1.29%
WEIGHTED MEAN	5,287	5,462	3.32%

NOTE: Student fees are calculated based on 30 credit hours. The fees include matriculation, tuition, financial aid, and capital improvement fees.

SOURCE: 2001-02 & 2002-02 College Operating Budgets

DIVISION OF COMMUNITY COLLEGES
STUDENT FEES FOR FALL 2002
CREDIT PROGRAMS

RESIDENT STUDENTS
FEE PER CREDIT HOUR

COLLEGE	MATRICULATION	STUDENT FINANCIAL AID FEE	STUDENT ACTIVITY FEE	CAPITAL IMPROV. FEE	TECHNOLOGY FEE	TOTAL	FALL 2002 FEES FOR ACADEMIC YEAR (30 HOURS)	PERCENT FEE INCREASE
BREVARD	44.47	2.22	3.26	1.00	1.80	52.75	1,582.50	4.98%
BROWARD	44.10	2.20	3.90	1.00	0.00	51.20	1,536.00	4.81%
CENTRAL FLORIDA	45.30	2.26	4.53	1.00	0.00	53.09	1,592.70	2.93%
CHIPOLA	42.49	3.10	4.11	1.00	1.80	52.50	1,575.00	5.00%
DAYTONA BEACH	44.50	2.23	4.45	1.00	1.80	53.98	1,619.40	2.96%
EDISON	46.30	2.32	4.63	1.00	0.00	54.25	1,627.50	7.53%
FCC JACKSONVILLE	45.31	2.26	4.53	1.00	0.00	53.10	1,593.00	5.25%
FLORIDA KEYS	44.50	3.10	4.43	1.00	1.80	54.83	1,644.90	3.55%
GULF	42.49	2.21	4.43	1.00	1.80	51.93	1,557.90	2.39%
HILLSBOROUGH	46.30	2.32	4.63	1.00	0.00	54.25	1,627.50	2.94%
INDIAN RIVER	44.08	2.20	4.22	1.00	0.00	51.50	1,545.00	3.00%
LAKE CITY	40.56	2.84	3.75	1.00	1.80	49.95	1,498.50	6.78%
LAKE SUMTER	44.29	3.10	4.43	1.00	0.00	52.82	1,584.60	2.96%
MANATEE	46.30	2.31	4.46	1.00	0.00	54.07	1,622.10	2.93%
MIAMI DADE	44.00	1.95	4.00	1.00	1.80	52.75	1,582.50	2.83%
NORTH FLORIDA	44.00	3.00	4.40	1.00	0.00	52.40	1,572.00	4.17%
OKALOOSA WALTON	42.43	2.12	0.00	0.00	0.00	44.55	1,336.50	2.84%
PALM BEACH	43.56	2.18	4.26	1.00	0.00	51.00	1,530.00	2.00%
PASCO HERNANDO	42.07	2.94	4.21	1.00	1.80	52.02	1,560.60	3.77%
PENSACOLA	44.25	2.20	4.40	1.00	0.00	51.85	1,555.50	2.78%
POLK	44.29	2.21	4.43	1.00	0.00	51.93	1,557.90	1.23%
SAINT JOHNS RIVER	44.29	3.10	4.43	1.00	0.00	52.82	1,584.60	8.02%
SAINT PETERSBURG	46.30	2.32	4.63	1.00	0.00	54.25	1,627.50	2.94%
SANTA FE	44.29	2.21	4.40	1.00	0.00	51.90	1,557.00	2.87%
SEMINOLE	44.50	2.22	4.45	1.00	1.80	53.97	1,619.10	2.94%
SOUTH FLORIDA	44.29	3.10	4.43	1.00	0.00	52.82	1,584.60	2.94%
TALLAHASSEE	42.80	2.10	4.10	1.00	0.00	50.00	1,500.00	0.00%
VALENCIA	46.29	2.31	4.07	1.00	0.00	53.67	1,610.10	2.91%
WEIGHTED MEAN	\$44.59	\$2.23	\$4.14	\$0.98	\$0.59	\$52.53	\$1,575.85	3.30%

DIVISION OF COMMUNITY COLLEGES
STUDENT FEES FOR FALL 2002

NON-RESIDENT STUDENTS
FEE PER CREDIT HOUR

COLLEGE	MATRICULATION	TUITION	STUDENT FINANCIAL AID FEE	STUDENT ACTIVITY FEE	CAPITAL IMPROVE. FEE	TECHNOLOGY FEE	TOTAL	FALL 2002 FEES FOR ACADEMIC YEAR (30 HOURS)	PERCENT FEE INCREASE
BREVARD	44.47	135.37	2.50	3.26	3.00	5.40	194.00	5,820.00	7.99%
BROWARD	44.10	132.30	8.90	3.90	3.00	0.00	192.20	5,766.00	4.48%
CENTRAL FLORIDA	45.30	135.90	9.06	4.53	4.00	0.00	198.79	5,963.70	3.96%
CHIPOLA	42.49	109.50	3.10	4.11	3.00	1.80	164.00	4,920.00	-13.18%
DAYTONA BEACH	44.50	135.37	8.99	4.45	4.00	5.40	202.71	6,081.30	3.94%
EDISON	46.30	138.97	9.26	4.63	3.00	0.00	202.16	6,064.80	7.56%
FL COMM COLL @ JAX	45.31	135.95	9.06	4.53	6.00	0.00	200.85	6,025.50	5.18%
FLORIDA KEYS	44.50	135.37	12.53	4.43	3.00	5.40	205.23	6,156.90	4.03%
GULF	42.49	129.32	8.86	4.43	4.00	5.40	194.50	5,835.00	3.04%
HILLSBOROUGH	46.30	138.97	9.26	4.63	3.00	0.00	202.16	6,064.80	2.95%
INDIAN RIVER	44.08	131.00	8.70	4.22	5.00	0.00	193.00	5,790.00	3.21%
LAKE CITY	40.56	121.68	11.36	3.75	4.00	5.40	186.75	5,602.50	7.28%
LAKE SUMTER	44.29	132.92	12.40	4.43	3.00	0.00	197.04	5,911.20	2.95%
MANATEE	46.30	138.97	9.26	4.46	3.00	0.00	201.99	6,059.70	2.96%
MIAMI DADE	44.00	119.90	8.00	4.00	3.00	5.40	184.30	5,529.00	2.87%
NORTH FLORIDA	44.00	129.00	9.00	4.40	3.00	0.00	189.40	5,682.00	2.68%
OKALOOSA WALTON	42.43	127.30	2.12	0.00	0.00	0.00	171.85	5,155.50	3.03%
PALM BEACH	43.56	130.68	8.71	4.26	4.00	0.00	191.21	5,736.30	2.13%
PASCO HERNANDO	42.07	126.21	11.78	4.21	3.00	5.40	192.67	5,780.10	3.82%
PENSACOLA	44.25	132.90	8.85	4.40	3.00	0.00	193.40	5,802.00	2.90%
POLK	44.29	132.92	8.86	4.43	3.00	0.00	193.50	5,805.00	0.58%
SAINT JOHNS RIVER	44.29	132.92	12.40	4.43	4.00	0.00	198.04	5,941.20	7.98%
SAINT PETERSBURG	46.30	138.97	9.26	4.63	3.00	0.00	202.16	6,064.80	4.14%
SANTA FE	44.29	132.92	8.84	4.40	3.00	0.00	193.45	5,803.50	2.93%
SEMINOLE	44.50	135.37	8.99	4.45	3.00	5.40	201.71	6,051.30	3.96%
SOUTH FLORIDA	44.29	132.92	12.40	4.43	3.00	0.00	197.04	5,911.20	2.42%
TALLAHASSEE	42.80	128.40	8.40	4.10	3.30	0.00	187.00	5,610.00	0.00%
VALENCIA	46.29	138.96	9.26	4.07	3.00	0.00	201.58	6,047.40	2.94%
WEIGHTED MEAN	\$44.56	\$131.21	\$8.54	\$4.14	\$3.25	\$1.84	\$193.54	\$5,806.23	3.24%

DIVISION OF COMMUNITY COLLEGES
STUDENT FEES FOR FALL 2002
PSAV AND VOC PREP PROGRAMS

RESIDENT STUDENTS
FEE PER CREDIT HOUR

COLLEGE	MATRICULATION	STUDENT FINANCIAL AID FEE	CAPITAL IMPROV. FEE	TOTAL	FALL 2002 FEES FOR ACADEMIC YEAR (30 HOURS)	FALL 2001 FEES FOR ACADEMIC YEAR (30 HOURS)	PERCENT FEE INCREASE
BREWARD	41.40	0.00	2.07	43.47	\$1,304.10	\$1,285.20	1.47%
BROWARD	41.40	0.00	1.00	42.40	1,272.00	1,254.00	1.44%
CENTRAL FLORIDA	41.40	4.14	2.07	47.61	1,428.30	1,407.60	1.47%
CHIPOLA	41.40	3.90	1.80	47.10	1,413.00	1,395.00	1.29%
DAYTONA BEACH	41.40	4.14	1.00	46.54	1,396.20	1,376.40	1.44%
EDISON	41.40	2.07	0.00	43.47	1,304.10	1,285.20	1.47%
FL COMM COLL @ JAX	41.40	3.90	1.80	47.10	1,413.00	1,395.00	1.29%
FLORIDA KEYS	41.40	4.14	0.00	45.54	1,366.20	1,404.90	-2.75%
GULF	41.40	4.14	2.07	47.61	1,428.30	1,407.60	1.47%
HILLSBOROUGH	41.40	0.00	2.07	43.47	1,304.10	1,285.20	1.47%
INDIAN RIVER	41.40	0.00	0.00	41.40	1,242.00	1,224.00	1.47%
LAKE CITY	41.40	0.00	1.25	42.65	1,279.50	1,261.50	1.43%
LAKE SUMTER	41.40	4.14	2.07	47.61	1,428.30	1,407.60	1.47%
MANATEE	0.00	0.00	0.00	0.00	0.00	0.00	0.00%
MIAMI DADE	41.40	1.95	1.00	44.35	1,330.50	1,311.00	1.49%
NORTH FLORIDA	41.40	2.00	1.00	44.40	1,332.00	1,305.00	2.07%
OKALOOSA WALTON	41.40	2.08	0.00	43.48	1,304.40	1,288.20	1.26%
PALM BEACH	41.40	4.14	2.06	47.60	1,428.00	1,404.00	1.71%
PASCO HERNANDO	41.40	4.14	2.07	47.61	1,428.30	1,407.60	1.47%
PENSACOLA	41.40	4.10	1.00	46.50	1,395.00	1,375.50	1.42%
POLK	41.40	0.00	2.07	43.47	1,304.10	1,254.00	4.00%
SAINT JOHNS RIVER	41.40	0.00	0.00	41.40	1,242.00	1,224.00	1.47%
SAINT PETERSBURG	41.40	0.00	2.07	43.47	1,304.10	1,285.20	1.47%
SANTA FE	41.40	0.00	0.00	41.40	1,242.00	1,224.00	1.47%
SEMINOLE	41.40	1.80	1.80	45.00	1,350.00	1,332.00	1.35%
SOUTH FLORIDA	41.40	4.14	2.07	47.61	1,428.30	1,407.60	1.47%
TALLAHASSEE	41.40	0.00	0.00	41.40	1,242.00	1,224.00	1.47%
VALENCIA	41.40	0.00	0.00	41.40	1,242.00	1,224.00	1.47%
WEIGHTED MEAN	\$41.40	\$2.16	\$1.24	\$44.80	\$1,344.15	\$1,319.50	1.87%

DIVISION OF COMMUNITY COLLEGES
STUDENT FEES FOR FALL 2002
PSAV AND VOC PREP PROGRAMS

NON-RESIDENT STUDENTS
FEE PER CREDIT HOUR

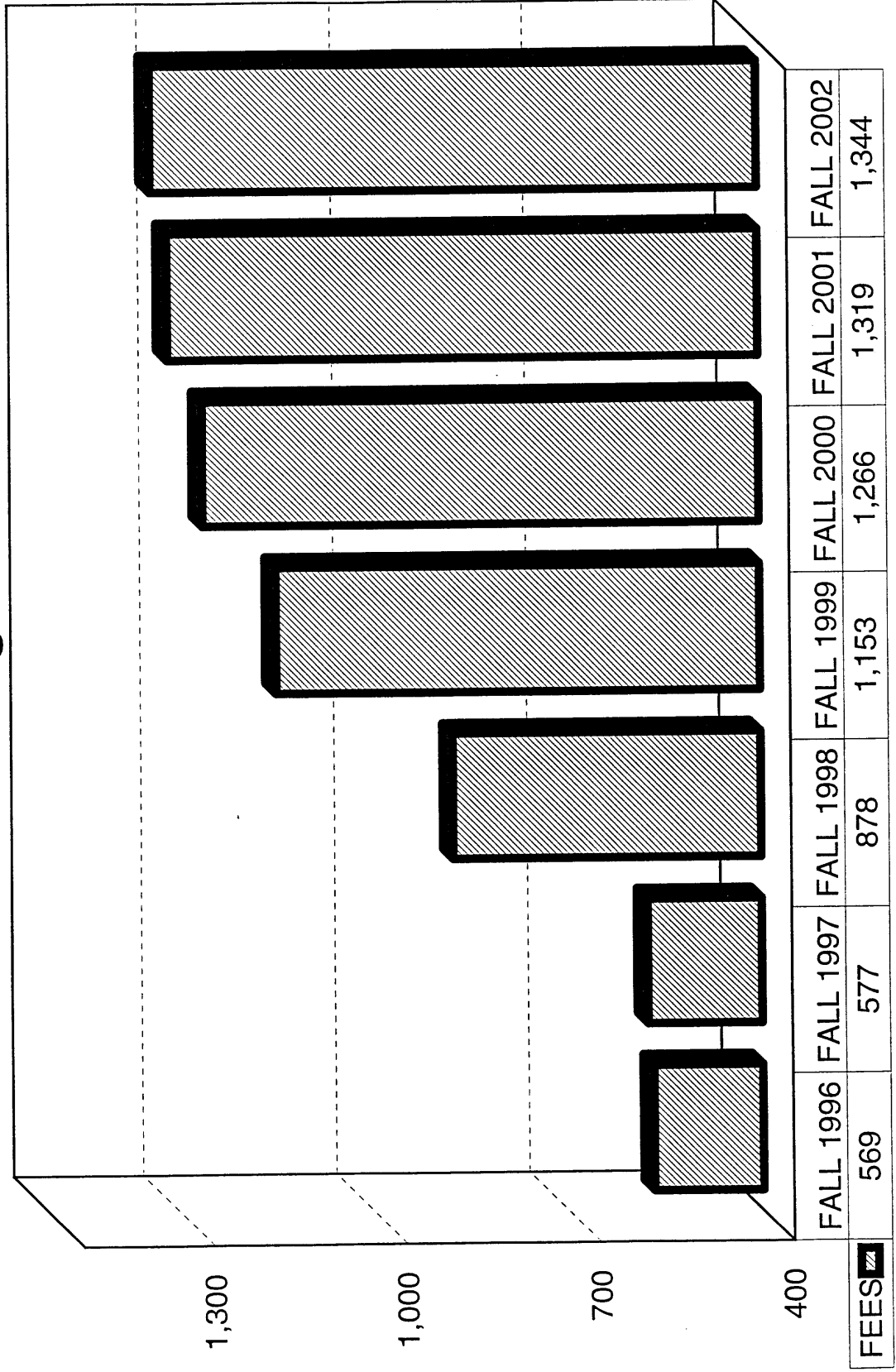
COLLEGE	MATRICULATION	TUITION	STUDENT FINANCIAL AID FEE	CAPITAL IMPROVE. FEE	TOTAL	FALL 2002 FEES FOR ACADEMIC YEAR (30 HOURS)	FALL 2001 FEES FOR ACADEMIC YEAR (30 HOURS)	PERCENT FEE INCREASE
BREVARD	\$41.40	123.60	0.00	8.25	173.25	\$5,197.50	\$4,977.00	4.43%
BROWARD	41.40	123.60	0.00	6.00	171.00	5,130.00	5,067.00	1.24%
CENTRAL FLORIDA	41.40	123.60	16.50	8.25	189.75	5,692.50	5,620.20	1.29%
CHIPOLA	41.40	123.60	3.90	1.80	170.70	5,121.00	5,598.00	-8.52%
DAYTONA BEACH	41.40	123.60	16.50	4.00	185.50	5,565.00	5,495.70	1.26%
EDISON	41.40	123.60	5.86	0.00	170.86	5,125.80	4,916.40	4.26%
FL COMM COLL@JAX	41.40	123.60	16.50	8.10	189.60	5,688.00	5,598.00	1.61%
FLORIDA KEYS	41.40	123.60	16.50	7.82	189.32	5,679.60	5,610.30	1.24%
GULF	41.40	123.60	16.50	8.25	189.75	5,692.50	5,620.20	1.29%
HILLSBOROUGH	41.40	123.60	0.00	8.25	173.25	5,197.50	5,131.50	1.29%
INDIAN RIVER	41.40	123.60	0.00	0.00	165.00	4,950.00	4,887.00	1.29%
LAKE CITY	41.40	123.60	0.00	7.43	172.43	5,172.90	5,107.80	1.27%
LAKE SUMTER	41.40	123.60	16.50	8.25	189.75	5,692.50	5,620.20	1.29%
MANATEE	0.00	0.00	0.00	0.00	0.00	0.00	0.00	0.00%
MIAMI DADE	41.40	123.60	8.00	3.00	176.00	5,280.00	5,209.50	1.35%
NORTH FLORIDA	41.40	123.60	6.00	3.00	174.00	5,220.00	5,130.00	1.75%
OKALOOSA WALTON	41.40	123.60	2.08	0.00	167.08	5,012.40	4,951.20	1.24%
PALM BEACH	41.40	123.60	15.75	8.25	189.00	5,670.00	5,355.00	5.88%
PASCO HERNANDO	41.40	123.60	16.50	8.25	189.75	5,692.50	5,620.20	1.29%
PENSACOLA	41.40	123.60	16.10	3.00	184.10	5,523.00	5,464.50	1.07%
POLK	41.40	123.60	0.00	8.25	173.25	5,197.50	5,007.00	3.80%
SAINT JOHNS RIVER	41.40	123.60	0.00	0.00	165.00	4,950.00	4,887.00	1.29%
SAINT PETERSBURG	41.40	123.60	0.00	8.25	173.25	5,197.50	5,131.50	1.29%
SANTA FE	41.40	123.60	0.00	0.00	165.00	4,950.00	4,887.00	1.29%
SEMINOLE	41.40	123.60	7.80	7.80	180.60	5,418.00	5,355.00	1.18%
SOUTH FLORIDA	41.40	123.60	16.50	8.25	189.75	5,692.50	5,619.90	1.29%
TALLAHASSEE	41.40	123.60	0.00	0.00	165.00	4,950.00	4,887.00	1.29%
VALENCIA	41.40	123.60	0.00	0.00	165.00	4,950.00	4,887.00	1.29%
WEIGHTED MEAN	\$41.40	\$123.60	\$10.71	\$6.37	\$182.08	\$5,462.35	\$5,286.98	3.32%

**DIVISION OF COMMUNITY COLLEGES
STUDENT FEES FOR FALL 2002
CREDIT PROGRAMS**

**RESIDENT STUDENTS
FEE PER CREDIT HOUR**

COLLEGE	MATRICULATION WITH TECHNOLOGY	TOTAL DISCRETIONARY FEES	DISCRETIONARY FEES AS A PERCENT OF MATRICULATION
BREVARD	46.27	6.48	14.0%
BROWARD	44.10	7.10	16.1%
CENTRAL FLORIDA	45.30	7.79	17.2%
CHIPOLA	44.29	8.21	18.5%
DAYTONA BEACH	46.30	7.68	16.6%
EDISON	46.30	7.95	17.2%
FCC JACKSONVILLE	45.31	7.79	17.2%
FLORIDA KEYS	46.30	8.53	18.4%
GULF	44.29	7.64	17.2%
HILLSBOROUGH	46.30	7.95	17.2%
INDIAN RIVER	44.08	7.42	16.8%
LAKE CITY	42.36	7.59	17.9%
LAKE SUMTER	44.29	8.53	19.3%
MANATEE	46.30	7.77	16.8%
MIAMI DADE	45.80	6.95	15.2%
NORTH FLORIDA	44.00	8.40	19.1%
OKALOOSA WALTON	42.43	2.12	5.0%
PALM BEACH	43.56	7.44	17.1%
PASCO HERNANDO	43.87	8.15	18.6%
PENSACOLA	44.25	7.60	17.2%
POLK	44.29	7.64	17.2%
SAINT JOHNS RIVER	44.29	8.53	19.3%
SAINT PETERSBURG	46.30	7.95	17.2%
SANTA FE	44.29	7.61	17.2%
SEMINOLE	46.30	7.67	16.6%
SOUTH FLORIDA	44.29	8.53	19.3%
TALLAHASSEE	42.80	7.20	16.8%
VALENCIA	46.29	7.38	15.9%
WEIGHTED MEAN	45.18	7.35	16.3%

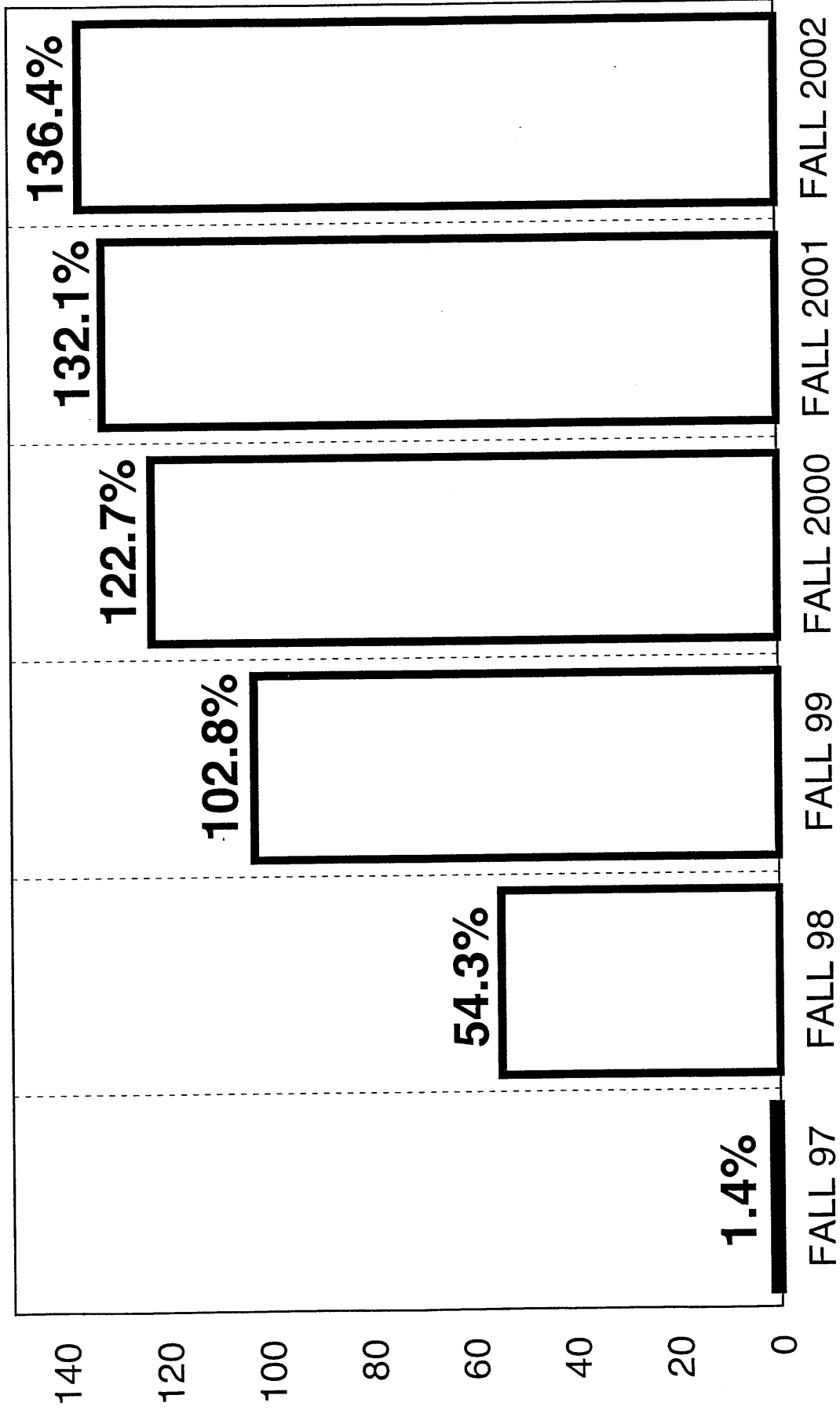
FLORIDA COMMUNITY COLLEGE SYSTEM
POSTSECONDARY ADULT VOCATIONAL FEES
 Fall 1996 through Fall 2002



SOURCE: COLLEGE OPERATING BUDGETS

J:\FINANCE\SESSION 2003\LBR BOOKIPSAV FEE COMPARISON.PR4\SWG
 SEPTEMBER 16, 2002

POSTSECONDARY ADULT VOCATIONAL FEES CUMULATIVE % CHANGE FROM FALL 1996



NOTE: FALL 1996 FEES - \$569

SOURCE: COLLEGE OPERATING BUDGETS

J:\FINANCE\SESSION 2003\LBR BOOK\PSAV FEE COMPARISON.PR4\SWG
SEPTEMBER 16, 2002

**RESIDENT TUITION AND REQUIRED FEES (ESTIMATED STATE AVERAGES)
COMMUNITY COLLEGES
FALL 2001-02**

		1997-98	1998-99	1999-00	2000-01	2001-02	Percentage Increase	
							One Year	Four Year
1	New Hampshire	3,388	3,630	3,735	4,114	3,780	-8.1%	11.6%
2	Vermont	2,614	2,692	2,804	3,004	3,124	4.0%	19.5%
3	Minnesota	2,190	2,268	2,378	2,472	2,750	11.2%	25.6%
4	New York	2,532	2,552	2,554	2,602	2,657	2.1%	4.9%
5	Wisconsin	2,127	2,292	2,448	2,453	2,619	6.8%	23.1%
6	Indiana	2,455	2,540	2,540	2,540	2,540	0.0%	3.5%
7	Iowa	1,950	2,052	2,112	2,187	2,422	10.7%	24.2%
8	New Jersey	2,212	2,247	2,310	2,337	2,399	2.7%	8.5%
9	Maryland	2,150	2,188	2,238	2,262	2,345	3.7%	9.1%
10	Ohio	2,006	2,045	2,045	2,133	2,300	7.8%	14.7%
11	Massachusetts	2,444	2,317	2,175	2,180	2,279	4.5%	-6.8%
12	Pennsylvania	1,978	2,042	2,105	2,134	2,277	6.7%	15.1%
13	Missouri	1,292	1,378	1,404	2,129	2,214	4.0%	71.4%
14	Alaska	1,908	1,968	2,028	2,088	2,148	2.9%	12.6%
15	Maine	1,980	2,040	2,040	2,040	2,040	0.0%	3.0%
16	North Dakota	1,820	1,840	1,906	1,954	2,040	4.4%	12.1%
17	Colorado	1,802	1,877	1,904	1,920	1,999	4.1%	10.9%
18	Alabama	1,280	1,239	1,587	1,653	1,964	18.8%	53.4%
19	Oregon	1,628	1,628	1,661	1,828	1,934	5.8%	18.8%
20	Connecticut	1,814	1,814	1,814	1,886	1,888	0.1%	4.1%
21	South Carolina	1,221	1,269	1,385	1,507	1,856	23.2%	52.0%
22	Rhode Island	1,746	1,746	1,746	1,806	1,854	2.7%	6.2%
23	Montana	1,423	1,529	1,802	1,944	1,818	-6.5%	27.8%
24	West Virginia	1,444	1,526	1,610	1,675	1,747	4.3%	21.0%
25	Washington	1,458	1,515	1,584	1,641	1,743	6.2%	19.5%
26	Delaware	1,380	1,440	1,470	1,530	1,710	11.8%	23.9%
27	Utah	1,392	1,429	1,476	1,526	1,626	6.6%	16.8%
28	Tennessee	1,145	1,240	1,308	1,430	1,626	13.7%	42.0%
29	Michigan	1,470	1,499	1,527	1,570	1,616	2.9%	9.9%
30	Illinois	1,348	1,397	1,426	1,507	1,580	4.8%	17.2%
31	FLORIDA	1,225	1,309	1,404	1,463	1,525	4.2%	24.5%
32	Oklahoma	1,285	1,336	1,406	1,399	1,520	8.6%	18.3%
33	Arkansas	969	1,007	982	1,314	1,503	14.4%	55.1%
34	Wyoming	1,187	1,262	1,364	1,431	1,501	4.9%	26.5%
35	Georgia	1,296	1,386	1,416	1,514	1,486	-1.8%	14.7%
36	Nebraska	1,233	1,315	1,357	1,415	1,480	4.6%	20.0%
37	Kentucky	1,100	1,140	1,180	1,230	1,450	17.9%	31.8%
38	Kansas	1,206	1,272	1,304	1,368	1,446	5.7%	19.9%
39	Idaho	1,100	1,179	1,250	1,313	1,406	7.1%	27.8%
40	Louisiana	1,117	1,142	1,118	1,378	1,403	1.8%	25.6%
41	Nevada	1,140	1,185	1,230	1,275	1,320	3.5%	15.8%
42	Mississippi	960	972	1,016	1,072	1,278	19.2%	33.1%
43	Virginia	1,429	1,437	1,159	1,159	1,159	0.0%	-18.9%
44	Texas	909	996	1,022	1,072	1,122	4.7%	23.4%
45	Hawaii	956	1,004	1,052	1,061	1,064	0.3%	11.3%
46	North Carolina	560	560	749	880	992	12.7%	77.1%
47	Arizona	815	831	854	903	930	3.0%	14.1%
48	New Mexico	663	664	677	714	750	5.0%	13.1%
49	California	390	360	330	330	330	0.0%	-15.4%
	Average*	1,533	1,584	1,632	1,721	1,807	5.0%	17.9%

*Does not include South Dakota.

**NON-RESIDENT TUITION AND REQUIRED FEES (ESTIMATED STATE AVERAGES)
COMMUNITY COLLEGES
FALL 2001-02**

		1997-98	1998-99	1999-00	2000-01	2001-02	Percentage Increase	
							One Year	Four Year
1	Wisconsin	7,194	7,766	8,452	9,037	10,285	13.8%	43.0%
2	Massachusetts	7,527	7,676	8,241	8,510	8,636	1.5%	14.7%
3	Illinois	6,848	6,970	8,122	8,369	8,632	3.1%	26.1%
4	New Hampshire	7,392	7,920	8,312	8,976	8,460	-5.7%	14.4%
5	Colorado	6,655	6,821	7,594	7,826	8,352	6.7%	25.5%
6	Washington	5,733	5,961	6,234	6,459	6,861	6.2%	19.7%
7	Pennsylvania	5,960	6,126	6,223	6,316	6,751	6.9%	13.3%
8	Indiana	5,905	6,040	6,040	6,040	6,280	4.0%	6.4%
9	Tennessee	4,400	4,626	4,896	5,306	6,084	14.7%	38.3%
10	Vermont	5,014	5,260	5,480	5,764	5,980	3.7%	19.3%
11	Hawaii	5,732	5,780	5,828	5,837	5,840	0.1%	1.9%
12	Connecticut	5,438	5,438	5,438	5,438	5,816	7.0%	7.0%
13	Maryland	5,603	5,790	7,346	5,711	5,752	0.7%	2.7%
14	Utah	4,815	4,945	5,119	5,315	5,675	6.8%	17.9%
15	FLORIDA	4,566	4,877	5,130	5,382	5,624	4.5%	23.2%
16	Nevada	4,659	5,023	5,220	5,425	5,610	3.4%	20.4%
17	North Carolina	4,564	4,564	4,753	5,432	5,544	2.1%	21.5%
18	West Virginia	4,633	4,874	5,079	5,349	5,342	-0.1%	15.3%
19	Georgia	4,470	4,926	5,118	5,354	5,326	-0.5%	19.1%
20	New Jersey	N/A	N/A	5,543	5,397	5,260	-2.5%	N/A
21	Montana	4,602	4,949	5,676	5,097	5,182	1.7%	12.6%
22	Virginia	4,710	4,848	4,990	5,115	5,175	1.2%	9.9%
23	Minnesota	4,399	4,247	4,447	4,623	5,101	10.3%	16.0%
24	Arizona	4,625	4,708	4,927	5,035	5,093	1.2%	10.1%
25	Rhode Island	4,764	4,764	4,764	4,932	5,074	2.9%	6.5%
26	North Dakota	4,412	4,432	4,565	4,685	4,856	3.6%	10.1%
27	New York	4,934	4,998	4,919	4,825	4,840	0.3%	-1.9%
28	Oregon	4,591	4,474	4,496	4,787	4,821	0.7%	5.0%
29	Ohio	4,760	4,865	4,758	4,475	4,782	6.9%	0.5%
30	Maine	4,350	4,470	4,470	4,470	4,470	0.0%	2.8%
31	South Carolina	3,130	3,500	3,587	3,880	4,364	12.5%	39.4%
32	Kentucky	3,140	3,260	3,380	3,530	4,350	23.2%	38.5%
33	Idaho	3,309	3,592	3,840	4,093	4,347	6.2%	31.4%
34	Delaware	3,360	3,510	3,630	3,780	4,086	8.1%	21.6%
35	California	3,810	3,900	4,050	4,230	4,020	-5.0%	5.5%
36	Louisiana	2,878	3,348	3,425	3,864	3,920	1.4%	36.2%
37	Wyoming	2,975	3,187	3,467	3,687	3,853	4.5%	29.5%
38	Iowa	2,840	3,243	3,225	3,457	3,734	8.0%	31.5%
39	Oklahoma	3,175	3,200	3,435	3,428	3,730	8.8%	17.5%
40	Alabama	2,287	2,378	2,958	3,050	3,708	21.6%	62.1%
41	Mississippi	2,450	2,486	2,844	2,898	3,140	8.4%	28.2%
42	Missouri	2,689	2,770	2,887	3,013	3,129	3.8%	16.4%
43	Arkansas	2,300	2,284	2,284	2,564	2,843	10.9%	23.6%
44	Kansas	2,520	2,522	2,528	2,534	2,544	0.4%	1.0%
45	Michigan	2,149	2,198	2,250	2,285	2,391	4.6%	11.3%
46	Alaska	6,408	6,588	2,028	2,088	2,313	10.8%	-63.9%
47	Texas	1,825	1,928	2,030	1,989	2,223	11.8%	21.8%
48	New Mexico	1,617	1,627	1,617	1,707	1,808	5.9%	11.8%
49	Nebraska	1,517	1,610	1,649	1,705	1,773	4.0%	16.9%
	Average*	4,326	4,485	4,639	4,757	4,975	4.6%	15.0%

*Does not include South Dakota.

**COMMUNITY COLLEGES AND STATE UNIVERSITY SYSTEM
2001-2002 CREDIT RESIDENT FEE COMPARISONS**


	FALL 2001 FEES		FALL 2002 FEES	
COMMUNITY COLLEGES (CREDIT PROGRAMS)	FEE RATE*	DISCRETIONARY FEE AS % OF MATIC.	FEE RATE*	DISCRETIONARY FEE AS % OF MATIC.
Matriculation & Technology	\$43.70	9.13%	\$45.18	9.16%
Athletic, Health, Activity & Service	3.99	4.99%	4.14	4.94%
Student Financial Aid	2.18	2.24%	2.23	2.17%
Capital Improvement & Building	0.98		0.98	
TOTAL	\$50.85	16.36%	\$52.53	16.27%

*Actual weighted average fees.

	FALL 2001 FEES		FALL 2002 FEES	
UNIVERSITIES	FEE RATE	DISCRETIONARY FEE AS % OF MATIC.	FEE RATE	DISCRETIONARY FEE AS % OF MATIC.
Matriculation & Technology	\$55.67	36.21%	\$58.45	37.71%
Athletic, Health, Activity & Service	20.16	4.99%	22.04	5.00%
Student Financial Aid	2.78	8.55%	2.92	8.14%
Capital Improvement & Building	4.76		4.76	
TOTAL	\$83.37	49.76%	\$88.17	50.85%

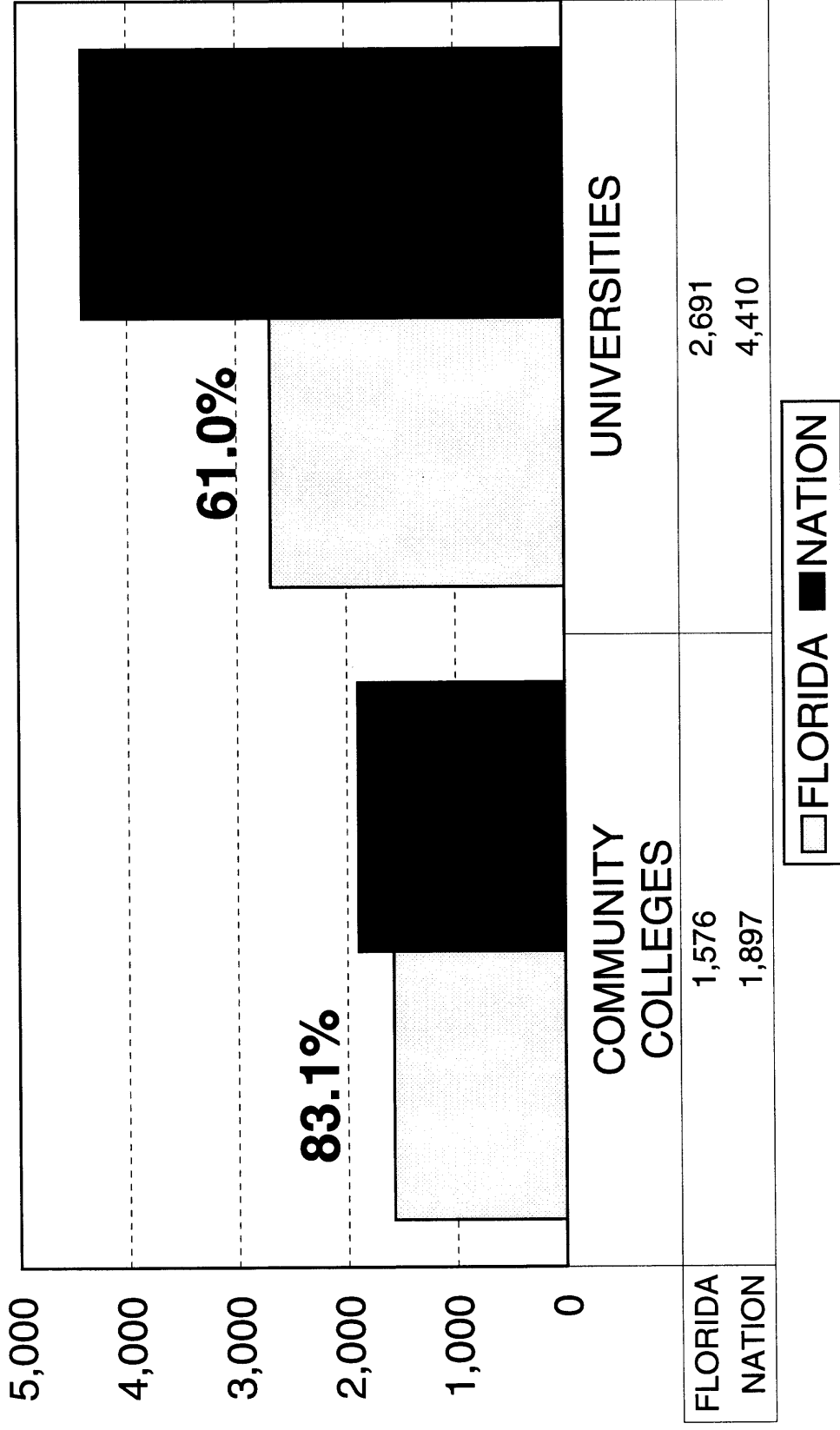
COMMUNITY COLLEGE STUDENT FEES FLORIDA COMPARED TO NATIONAL AVERAGE

Percent of National Average

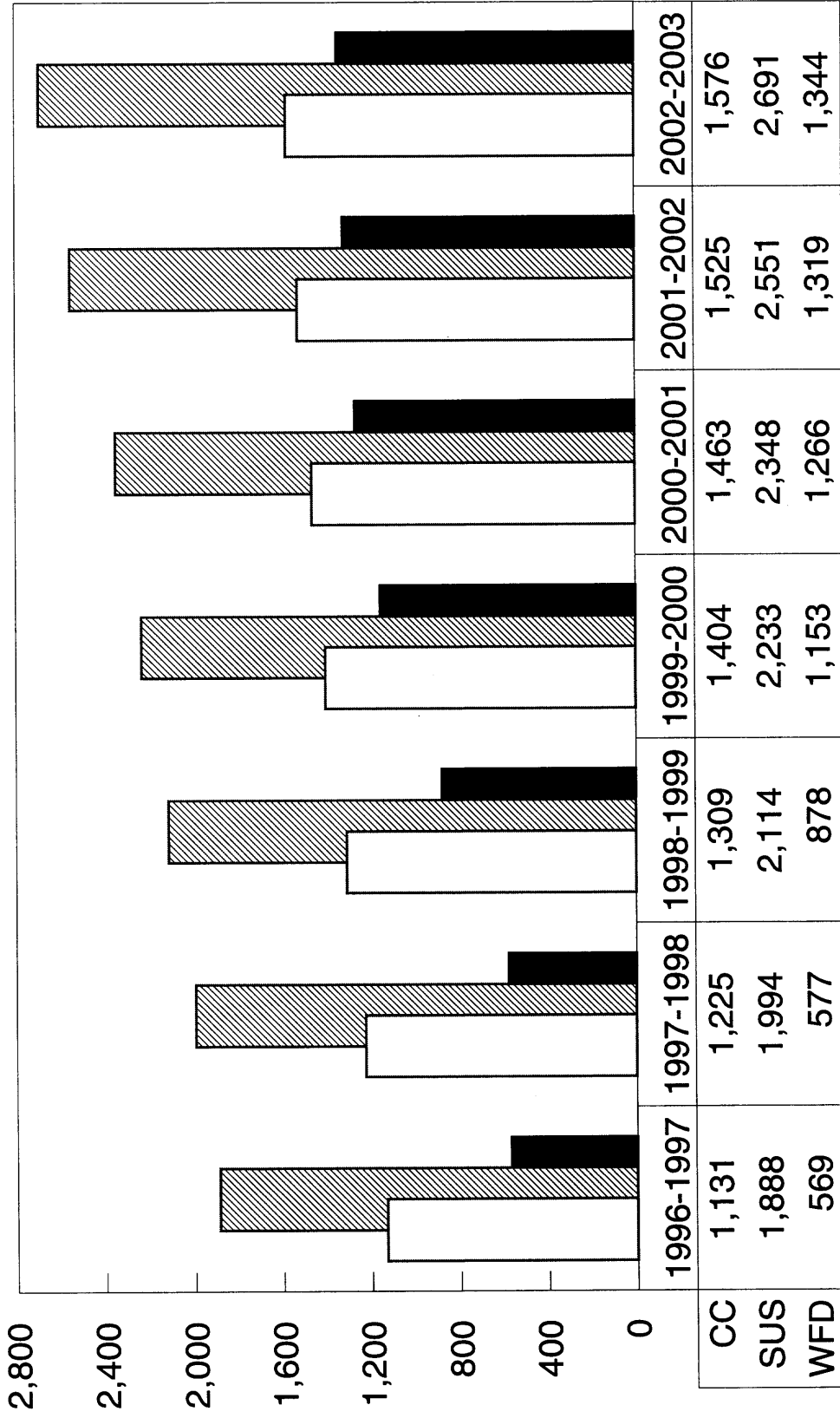


Notes: Fees are for Academic Year (30 credit hours)
 Sources: State of Washington Higher Education Coordinating Board and 2001-02 College Operating Budgets
 **2002-03 US Fees Projected at 5%.

FLORIDA STUDENT FEES - 2002-2003 NATIONAL COMPARISON



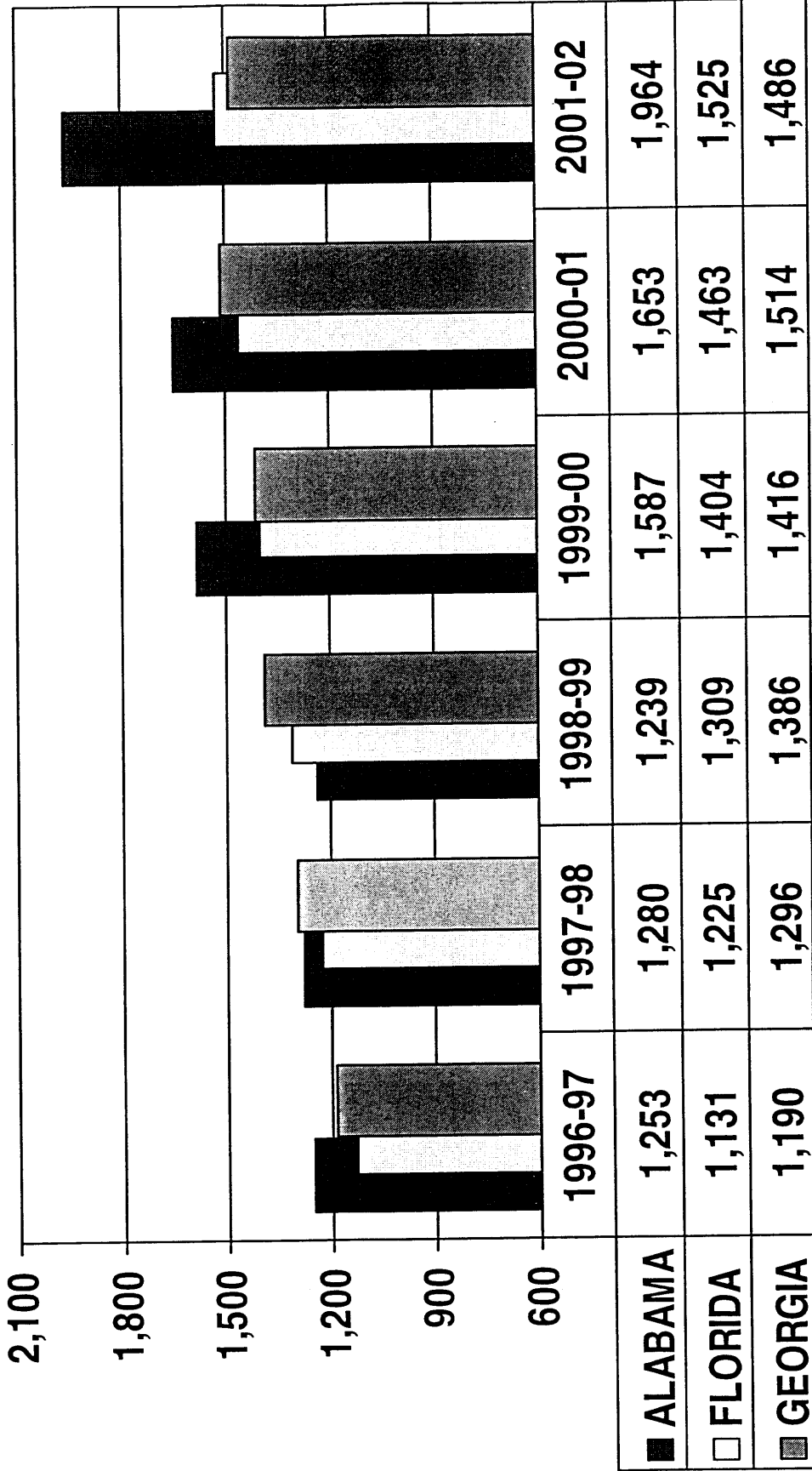
COMMUNITY COLLEGE STUDENT FEES COMPARED TO STATE UNIVERSITY SYSTEM AND WORKFORCE DEVELOPMENT



□ CC ▨ SUS ■ WFD

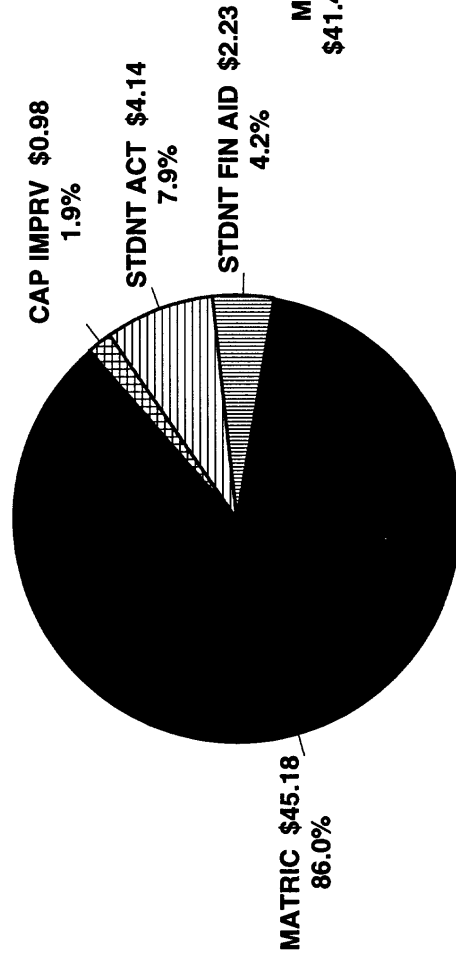
NOTE: FEES ARE FOR ACADEMIC YEAR (30 CREDIT HOURS)

COMMUNITY COLLEGE STUDENT FEES FLORIDA COMPARED TO SOUTHERN STATES



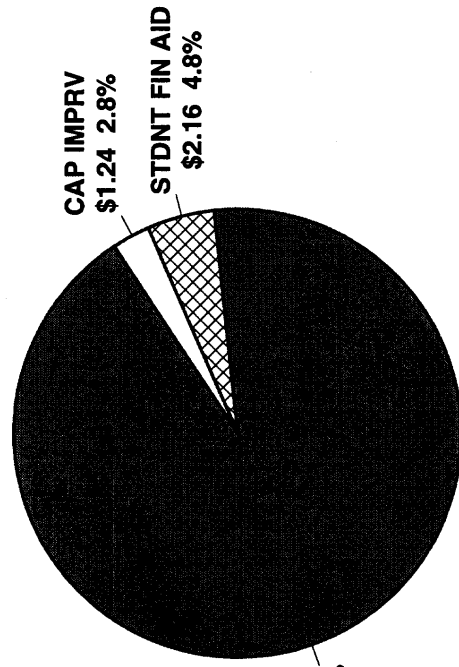
Fees are for Academic Year (30 credit hours)
 Source: State of Washington Higher Education
 Coordinating Board

**FLORIDA COMMUNITY COLLEGE SYSTEM
 ACTUAL RESIDENT CREDIT AND PSAV FEES
 (TECHNOLOGY ROLLED INTO CREDIT MATRICULATION)
 2002-2003**



CREDIT

**TOTAL FEES PER CRHR: \$52.53
 DISCRETIONARY FEES AS PERCENT
 OF MATRICULATION: 16.27%**



PSAV

**TOTAL FEES PER CRHR: \$44.80
 DISCRETIONARY FEES AS PERCENT
 OF MATRICULATION: 8.2%**